

INDUSTRIAL SLIMLINE COLLECTION



DOOR

CATALOGUE

EDITION 2025

INDUSTRIAL SLIMLINE COLLECTION



Slimline 3L
HB Black



Slimline 4L
H Black



Slimline 5L
HB Black



Slimline 5L
H Black



Slimline
6L Black



Slimline
10L Black



Slimline 5L
HV Black



Slimline 5L
HV White



Slimline 5P
HV Black



Slimline 5P
B Black

HARDWARE COLLECTION



THREE LEAF
HINGE



CONCEALED
HINGE ES
CONC D120
MATT BLACK




PH
DL809



SQ PH
DL809



PE
64.60



PE
64.60



HRE
61.41



HRE
61.44



HRE
61.14



HRE
61.16

TEMPERED GLASS COLLECTION




Clear



Frosted

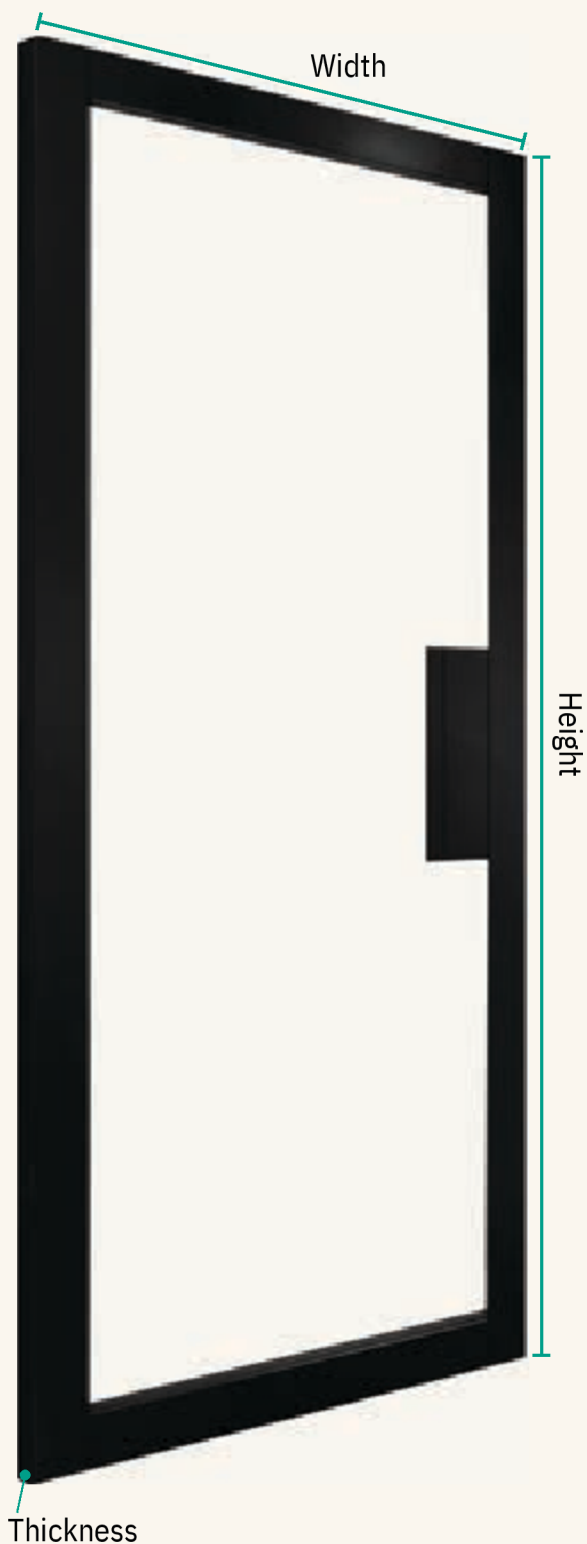


Reeded



Cross Reeded

INDUSTRIAL SLIMLINE CUSTOMIZE OPTION



Custom Colour



Custom Size

Width : 300 - 1200 mm

Height : 1200 - 3000 mm


Thickness : 35 - 60 mm

FEATURES




Giving large room effect

More light can enter the room
due to the glazing



Brighter dan broader room effect

FEATURES



Adapted from metal design door,
which give rigidity look

Made from premium hardwood
core and solid stile-and-rail
construction for maximum
durability



Easy to install due to the lightweight of
the door

WOODONE INTEGRA

QUALITY



- ✓ Passed 50,000 times open-close cycle test.
- ✓ Centered door, minimal bowing.
- ✓ Polyurethane painted to achieve maximum paint performance.

STANDARDIZATION



FSC-certified forests are managed to strict environmental, social and economic standards.



RAL is a colour management system used in Europe that is created and administrated by the German RAL GmbH.

BS 12150-1
EN 12150-1

This European Standard specifies tolerances, flatness, edgework, fragmentation and physical and mechanical characteristics of monolithic flat thermally toughened soda lime silicate safety glass for use in buildings.


INDUSTRIAL SLIMLINE COLLECTION




MORE INFORMATION:



 www.moontradinggroup.com

 [moontradingasia](https://www.instagram.com/moontradingasia)

 +43 676 5113278